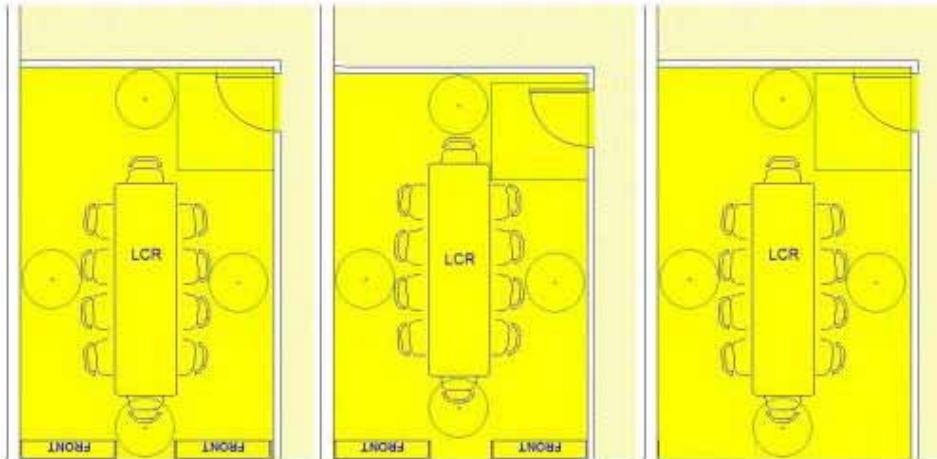


1: **NO**

2: **YES**

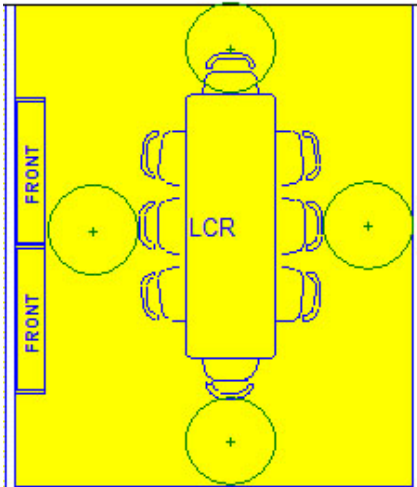
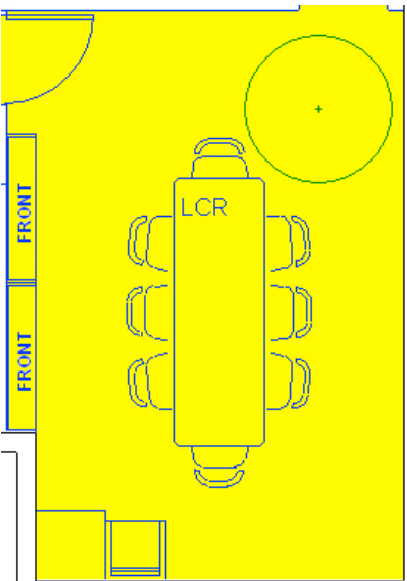
3: **YES**



4: **NO**

5: **YES**

6: **YES**



1: Wrong because there is not a clear 36" path between two furniture elements. If there were no bookshelves in this scenario (edge of shelves were where wall would be) then it would be acceptable. See example below

2: Correct because clear 36" path all around.

3: Correct because there is a clear 36" path around table and directly to the Southern most chair. See flow diagram on next page.

4: Wrong because there is not a continuous 36" path to the Southern most chair.

5: Correct because there is a clear 36" path around table and directly to the Southern most chair. See flow diagram on next page.

6: Correct because there is a clear 36" path around table and directly to the Southern most chair. See flow diagram on next page.

LEFT: Acceptable since there is a clear path around the table of 36" and the southern table is accessible via 36" path unobstructed. See flow diagram next page

RIGHT: See comments for #6 above